

# THANK YOU FOR YOUR PURCHASE!




Did you know that when you leave feedback on TPT you earn credits towards future purchases?

★★★★★ Extremely satisfied

I truly appreciate your feedback to help my little store grow.

## LET'S BE FRIENDS

Access my  
Freebie  
Library



Stay updated on new product announcements (they are 50% off for the first 24 hrs posted!) by following me on TPT, checking out my website, and subscribing to my newsletter.



If you have any questions or concerns please email me at:  
[heartandmindteaching@gmail.com](mailto:heartandmindteaching@gmail.com)

♥  
*Ashley*

# GOOGLE SLIDES

Your resource comes with a digital version for use in Google Slides via Google Classroom. Follow these steps to upload your resource.

**1** Click here  [Diverse Families](#)

**2** You will be prompted to make a copy of the resource. Click on the blue box that says “Make a copy” and the resource will go directly into your Google drive.

Google Drive

Copy document

Would you like to make a copy of Career Interest Inventory?

Make a copy



**3** Go to your Google Drive and locate the copy of the file. You can rename the file at this point or add/delete slides.

**4** Next, go to your Google Classroom and add an assignment. Select the Google Drive Symbol and select the resource you want to assign.

**5** From here, you should see a grey box that says “Students can view file.” Click the grey box. A dropdown menu should appear. Select, “Make a copy for each student.”

**YOU HAVE TO MAKE A COPY FOR EACH STUDENT!**

Otherwise they will all be editing the same file.

Click “Assign” in the top right corner if you’re ready to post!

This product is meant to be used in “edit” mode (not “presentation” mode). Edit mode is the only mode that allows drag & drop and writing in text boxes.

Helpful links for using Google Classroom:

[Teacher Tips for using Google Classroom \(TPT blog\)](#)

[Getting Started with Google Classroom \(youtube video\)](#)

# Diverse Families

## Session Objective:

\*Students will recognize diverse family structures and dynamics.

## Materials:

\*PowerPoint, Handouts, pencils.

## Guiding Questions:

\*What are some ways families can be diverse?

\*What are some similarities between families?

## ASCA Standards Alignment:

\*Mindset: Sense of acceptance, respect, support and inclusion for self and others in the school environment. (M 2)

\*Behavior: Social Skills: Positive, respectful and supportive relationships with students who are similar to and different from them (B-SS 2)

\*Behavior: Social Skills: Cultural awareness, sensitivity and responsiveness (B-SS 10)

## SEL Competencies:

\*Social awareness: Appreciating diversity, respect for others.

## Session Details

\*The handouts are meant to supplement the PowerPoint presentation. They can be done during the presentation and/or afterward.

\*Say "Today we are going to learning about diverse families. No two families are the same, they can be big or small, live in different places, do different activities together, but one thing they have in common is love. They love and take care of each other.

That's what being a family is all about. Let's look at a few different families and what makes them unique. While we visit these families, answer the questions about your family on the handouts.

\*After the PowerPoint, have students complete the additional handouts reflecting on their own family and families that they know. Have them work in pairs or groups to respond to the discussion cards.

# Diverse Families

Write or draw your response to each question about your family.

Who are the members of your family?

What are some of your family traditions?

What are some changes your family has gone through?





# Diverse Families

Write or draw your response to each question about your family.

Where does your family live?



What are some things your family likes to do together?



What are some responsibilities you have in your family?



# Diverse Families


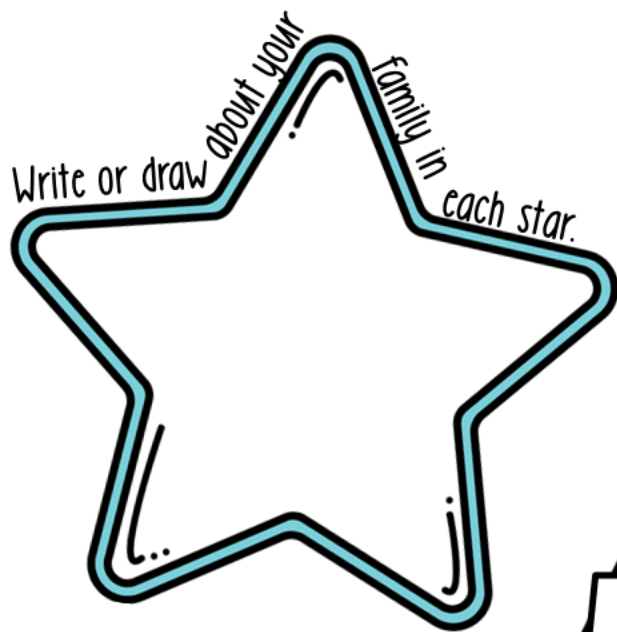
Write or draw your response to each question about your family.

What is something that makes your family unique?

How does your family love and support each other?

What is your favorite thing about your family?






**MY  
FAMILY  
IS  
SPECIAL**


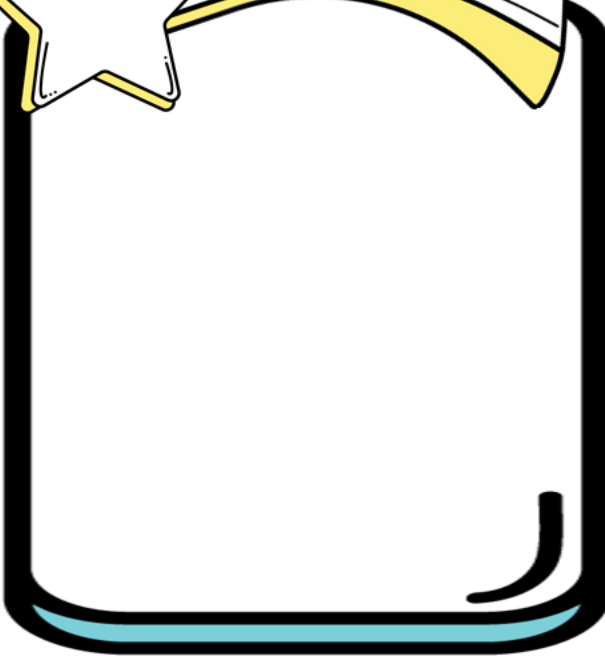


# FAMILIES ARE SPECIAL



Draw or write about your family in the boxes below.




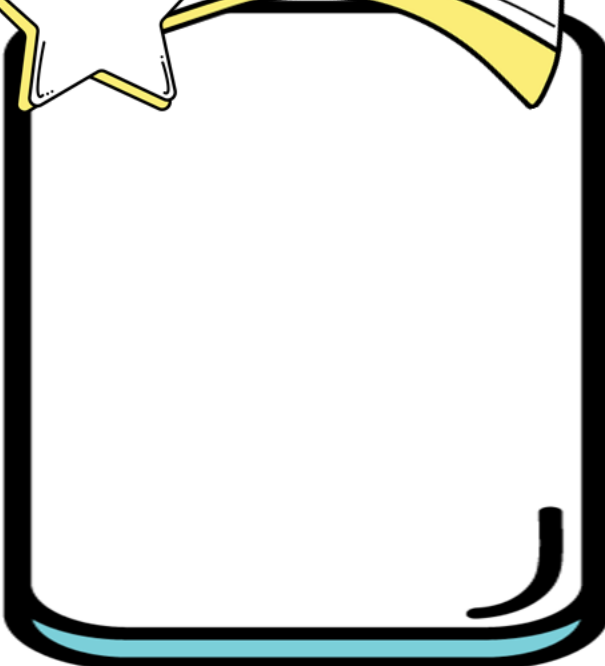
My family looks like:




My favorite family tradition:



My family does this together:

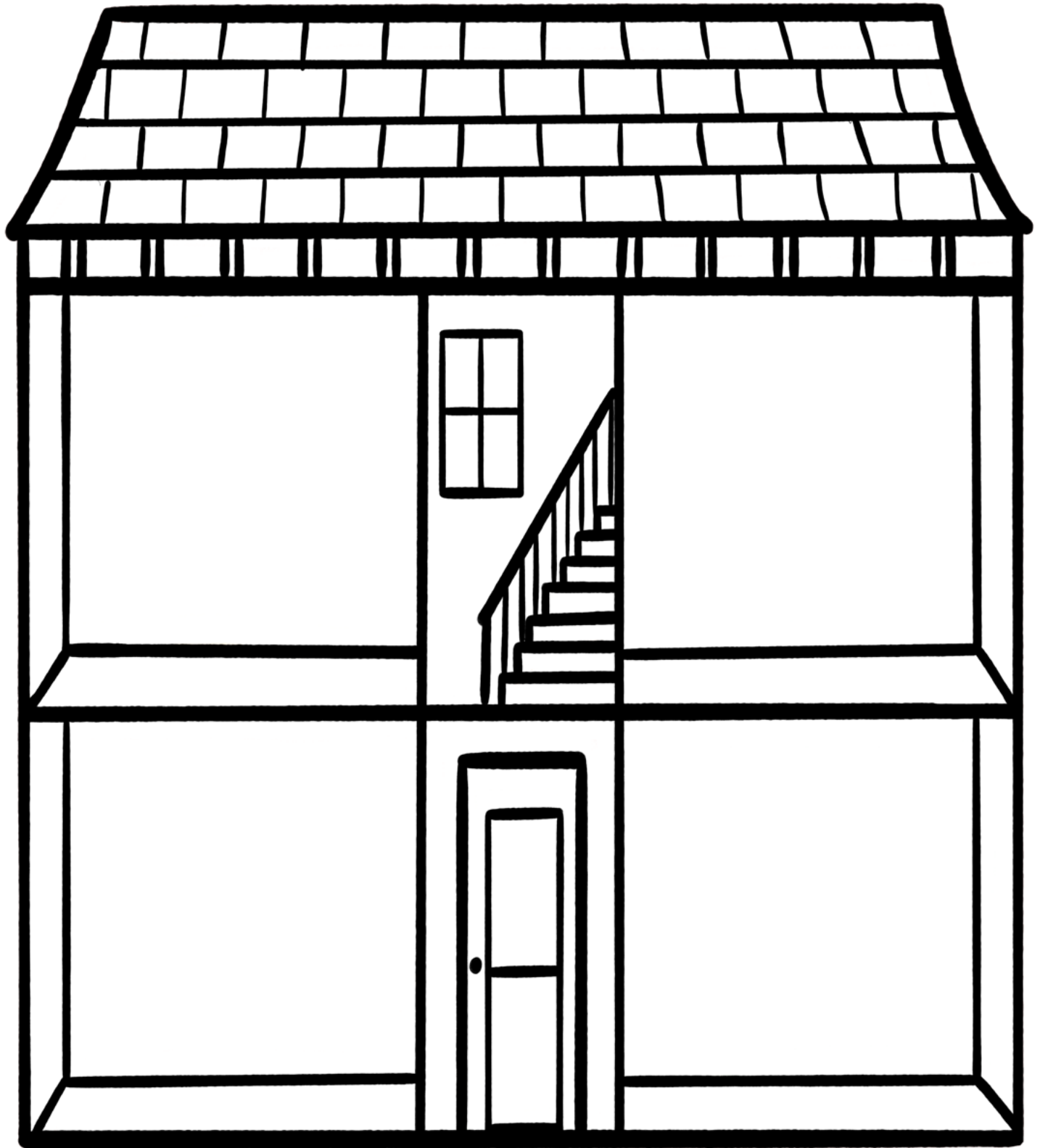


My family is special because:



# FAMILIES ARE SPECIAL

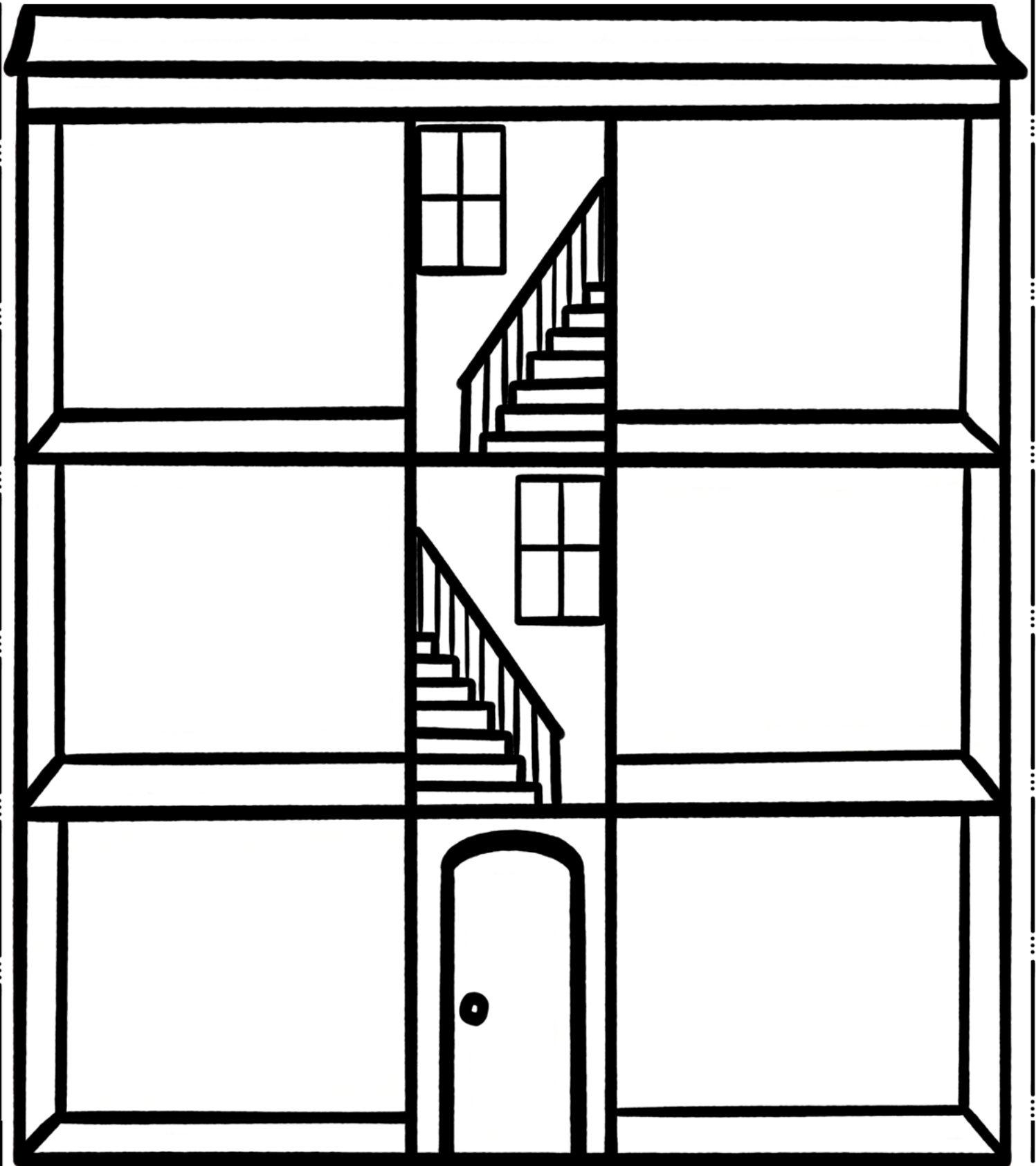
Draw your family at home, and the things that are important to you and your family in your home.






# FAMILIES ARE SPECIAL

Draw some of the different families you know in your life.




# FAMILIES ARE SPECIAL

Write the positive qualities  
your family has on each  
step of the stairway.

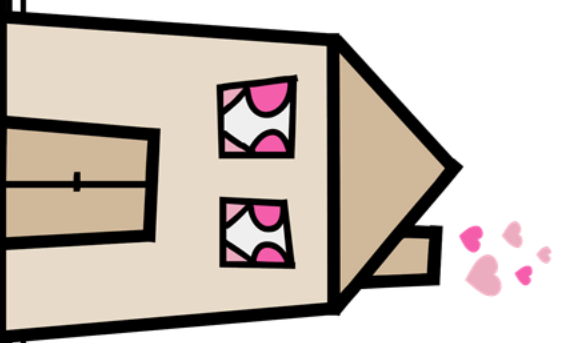


# FAMILIES ARE SPECIAL

Draw or write in each shape what each member of your family brings to the family. (Can be skills, traits, contributions, anything positive!)



# MY FAMILY IS SPECIAL



\_\_\_\_\_'s Family

Draw your family above. Include unique and special things about your family!



**ALL FAMILIES**  
**are different and**  
**unique, but all**  
**have one thing**  
**in common...**  
**LOVE.**









**LOVE**  
**makes a**  
**FAMILY**




**What does  
the word  
"family"  
mean to  
you?**




**What  
makes a  
family  
special?**




**How are  
families  
different  
from each  
other?**




**How are  
families  
similar to  
each  
other?**




**What are some  
ways families  
show they care  
about each  
other?**




**What are  
some things  
families do  
together?**




**Why is it important to respect and accept different types of families?**




**How can we celebrate and learn from the diversity of families in our community?**




**Can you name different types of families you know?**




**How can families show love and support for each other?**




**What are some of the unique things about your family?**



**How do families celebrate special occasions or holidays differently?**




**What can we  
learn from  
families that  
are different  
from ours?**




**Why is it important  
for everyone to feel  
included and  
accepted, no matter  
what kind of  
family they  
have?**




**What is a  
tradition that  
your family  
has?**




**What is one  
thing you like  
to do with  
your  
family?**



**How do you  
show love and  
support to  
your  
family?**



**What are some  
things you are  
responsible for  
in your  
family?**



# **BLACK AND WHITE VERSION**



# Diverse Families

## Session Objective:

\*Students will recognize diverse family structures and dynamics.

## Materials:

\*PowerPoint, Handouts, pencils.

## Guiding Questions:

\*What are some ways families can be diverse?

\*What are some similarities between families?

## ASCA Standards Alignment:

\*Mindset: Sense of acceptance, respect, support and inclusion for self and others in the school environment. (M 2)

\*Behavior: Social Skills: Positive, respectful and supportive relationships with students who are similar to and different from them (B-SS 2)

\*Behavior: Social Skills: Cultural awareness, sensitivity and responsiveness (B-SS 10)

## SEL Competencies:

\*Social awareness: Appreciating diversity, respect for others.

## Session Details

\*The handouts are meant to supplement the PowerPoint presentation. They can be done during the presentation and/or afterward.

\*Say "Today we are going to learning about diverse families. No two families are the same, they can be big or small, live in different places, do different activities together, but one thing they have in common is love. They love and take care of each other.

That's what being a family is all about. Let's look at a few different families and what makes them unique. While we visit these families, answer the questions about your family on the handouts.

\*After the PowerPoint, have students complete the additional handouts reflecting on their own family and families that they know. Have them work in pairs or groups to respond to the discussion cards.


# Diverse Families

Write or draw your response to each question about your family.

Who are the members of your family?

What are some of your family traditions?

What are some changes your family has gone through?



# Diverse Families

Write or draw your response to each question about your family.

Where does your family live?



What are some things your family likes to do together?



What are some responsibilities you have in your family?




# Diverse Families


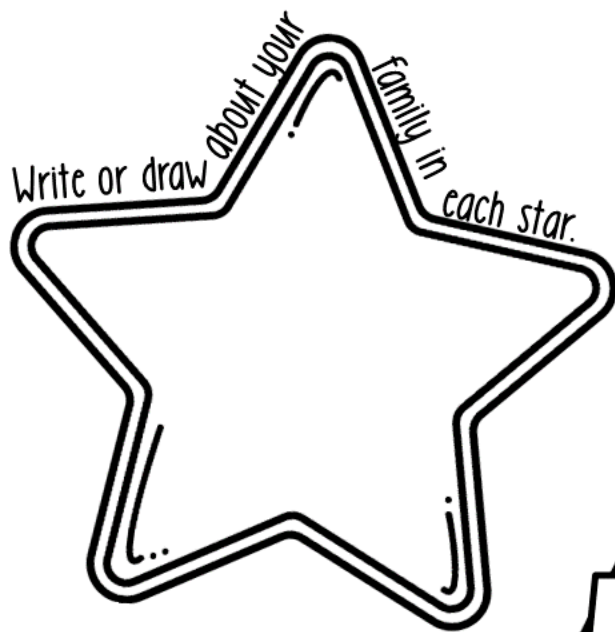
Write or draw your response to each question about your family.

What is something that makes your family unique?



How does your family love and support each other?

What is your favorite thing about your family?






**MY  
FAMILY  
IS  
SPECIAL**







# FAMILIES ARE SPECIAL



Draw or write about your family in the boxes below.





My family looks like:




My favorite family tradition:



My family does this together:

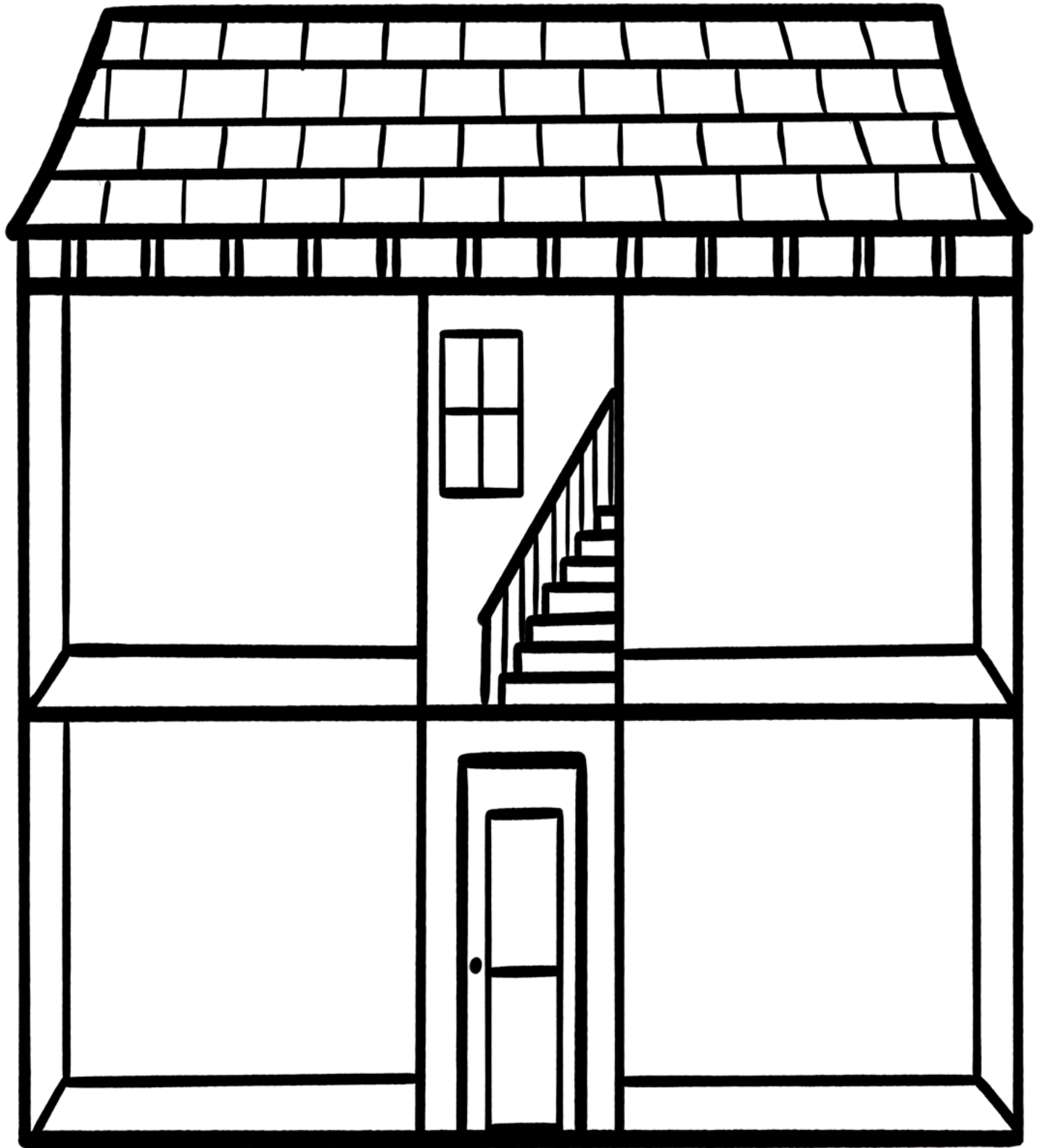


My family is special because:



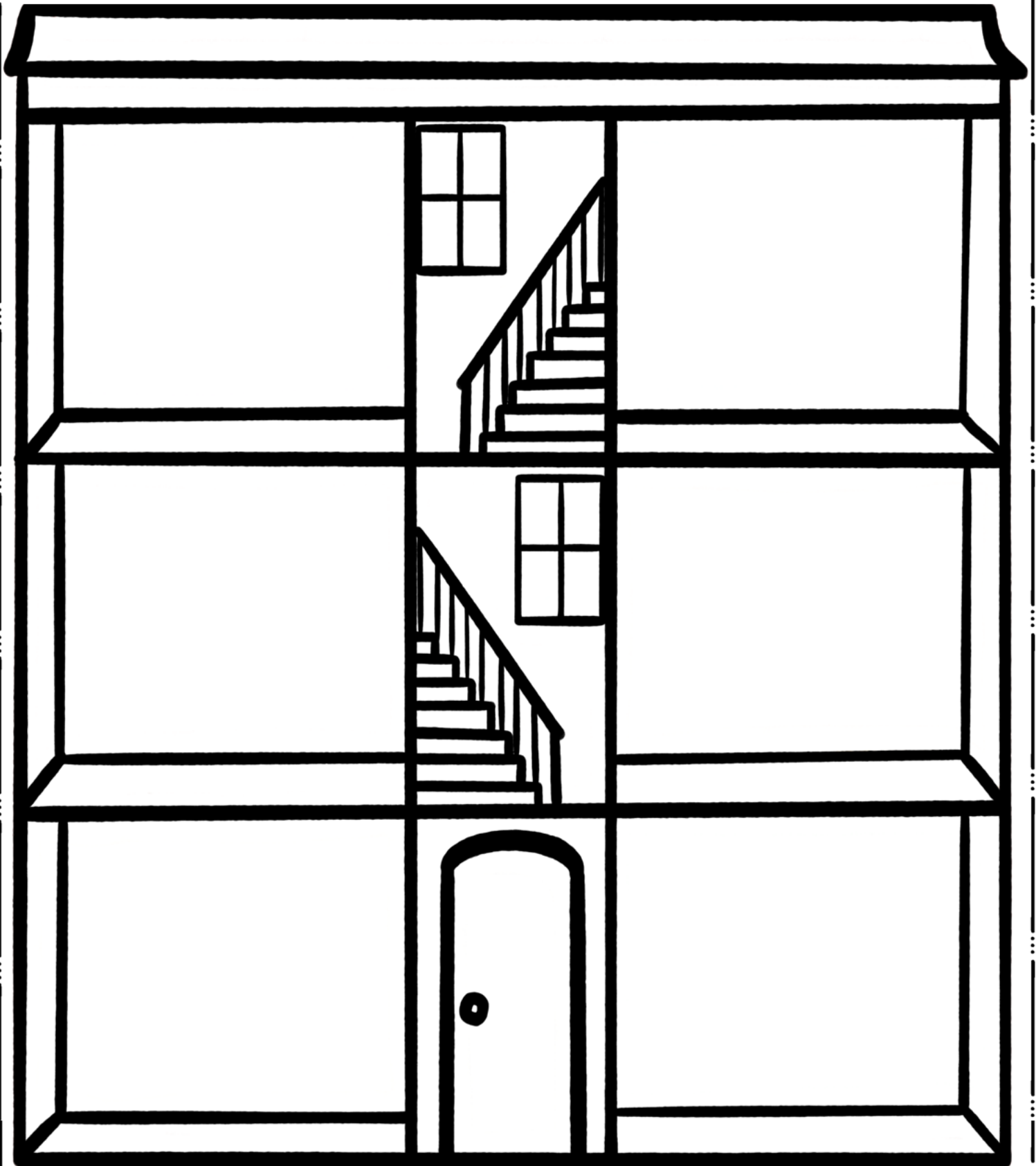
# FAMILIES ARE SPECIAL

Draw your family at home, and the things that are important to you and your family in your home.




# FAMILIES ARE SPECIAL

Draw some of the different families you know in your life.



# FAMILIES ARE SPECIAL

Write the positive qualities  
your family has on each  
step of the stairway.



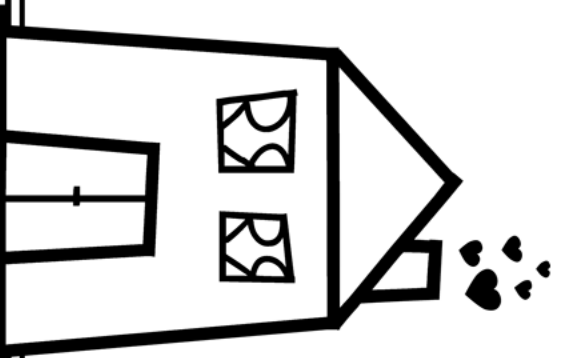
# FAMILIES ARE SPECIAL

Draw or write in each shape what each member of your family brings to the family. (Can be skills, traits, contributions, anything positive!)

\_\_\_\_\_'s  
Family




# MY FAMILY IS SPECIAL



's Family


Draw your family above. Include unique and special things about your family!



**ALL FAMILIES**  
**are different and**  
**unique, but all**  
**have one thing**  
**in common...**  
**LOVE.**








**LOVE**

**makes a**

**FAMILY**




**What does  
the word  
"family"  
mean to  
you?**




**What  
makes a  
family  
special?**



**How are  
families  
different  
from each  
other?**




**How are  
families  
similar to  
each  
other?**



**What are some  
ways families  
show they care  
about each  
other?**



**What are  
some things  
families do  
together?**




**Why is it  
important to  
respect and  
accept different  
types of  
families?**



**How can we  
celebrate and  
learn from the  
diversity of  
families in our  
community?**




**Can you name  
different  
types of  
families  
you know?**




**How can  
families show  
love and  
support  
for each  
other?**



**What are some  
of the unique  
things about  
your  
family?**



**How do families  
celebrate special  
occasions or  
holidays  
differently?**



**What can we  
learn from  
families that  
are different  
from ours?**



**Why is it important  
for everyone to feel  
included and  
accepted, no matter  
what kind of  
family they  
have?**



**What is a  
tradition that  
your family  
has?**



**What is one  
thing you like  
to do with  
your  
family?**



**How do you  
show love and  
support to  
your  
family?**






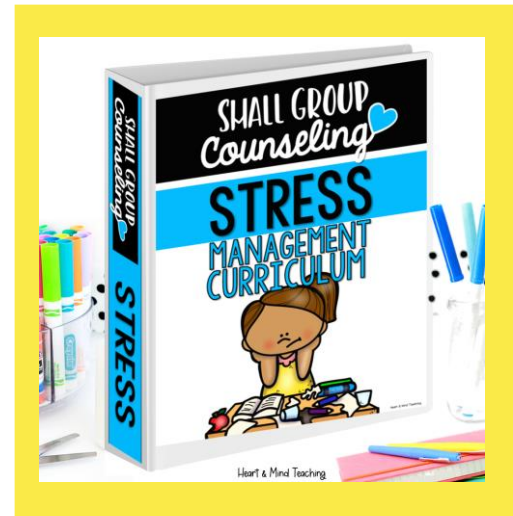
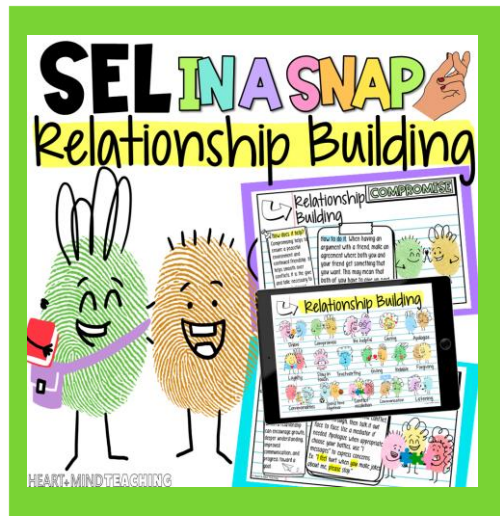
**What are some  
things you are  
responsible for  
in your  
family?**





# CHECK THESE OUT

CLICK ON THE PICTURES TO GET A CLOSER LOOK.



**COUNSELOR**  
**Collab**  
— with Laura & Ashley —



Would you like to spend less time browsing for resources and lesson planning, and more time serving students? Let Laura from [Music City Counselor](#) and Ashley from [Heart and Mind Teaching](#) do the work for you!

**CLICK TO COLLAB**

## MEMBER Perks

- ♥ Data-driven resources by theme.
- ♥ \$35+ value of ready-to-use materials.
- ♥ Lessons, group curriculums, forms, & activities.
- ♥ Tier 1, 2, and 3 research-based resources.
- ♥ No contracts, cancel anytime.



# THANK YOU

FOR SUPPORTING MY LITTLE SHOP.

Hi there! I'm Ashley- a School Counselor, curriculum developer, blogger, and mama to two young boys. I have a passion for creating fun and engaging resources for Counseling and Social Emotional Learning.

## LET'S BE FRIENDS

Ashley

Access my  
Freebie  
Library



## FOLLOW FOR EXCLUSIVE SAVINGS

New products are 50% off for 24hrs.

[CLICK HERE](#)

★ HOW CAN YOU EARN TPT CREDITS? When you leave feedback, TpT rewards you with credits that you can use toward future purchases.

## ACCESS MY FREEBIE LIBRARY

Join my Newsletter to be informed of all future added freebies.

[I WANT FREEBIES](#)



# TERMS OF USE

© Heart and Mind Teaching, 2024. All rights reserved. Purchase of this item entitles the purchaser the right to reproduce for classroom, personal, and google classroom use only. Use in multiple classrooms, requires the purchase of additional licenses. Redistribution or duplication of this product is strictly forbidden without the written permission of the publisher. Copying any part of this product and placing it on a publicly accessible website is strictly forbidden and is a violation of the Digital Millennium Copyright Act (DMCA). You may post this for single-classroom use on a password protected student site such as google classroom. **You may NOT post my products on any public, for-profit, or commercial websites or entities, such as Outschool.** Please do not sell or distribute any part of this as your own. Thank you for abiding by universally accepted codes of professional ethics while using this product.



If you have any questions or concerns please email me at:

[heartandmindteaching@gmail.com](mailto:heartandmindteaching@gmail.com)

## CREDITS

kimberly  
geswein  
fonts

amy  
groesbeck  
FONTS

a  
PRIMARY  
kind of  
LIFE

mollie  
go  
FONTS

CLAIR  
font  
allison

DRICKS & DORDER

pb  
FONTS

Clip Art for Teachers

MUGGY STUDIO  
By Alba Sanchez

EDUCLIPS  
Clip Art